

Class of 2004 Post-Graduate Survey Highlights

Where is the Class of 2004 now?

The Class of 2004 Post-Graduate Survey, conducted by the Johns Hopkins University Career Center, was finalized in December 2004. 509 graduates (54%) responded, and here is where they are now:

- 41% were enrolled in a graduate or professional degree program. Medicine, engineering, and law were the three most common fields of study. (Figures 1 and 2)
- 42% percent were employed full-time.
- 15% planned to begin the graduate application process.
- 10% were actively job searching.
- 11% were involved in some type of full- or part-time volunteer activity.
- 5% were traveling.

*Note: Respondents could select more than one activity so the sum of individual percentages >100%.

Figure 2: Graduate Fields of Study

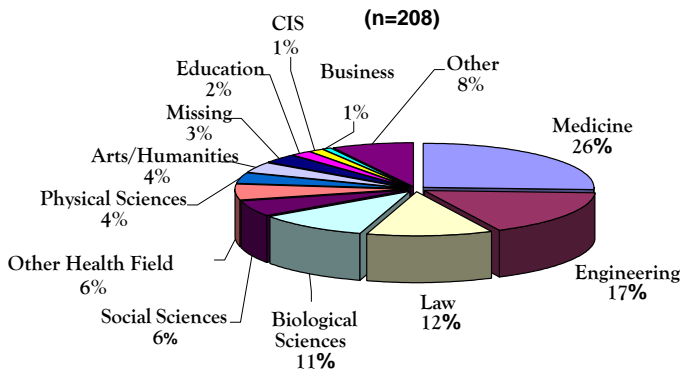
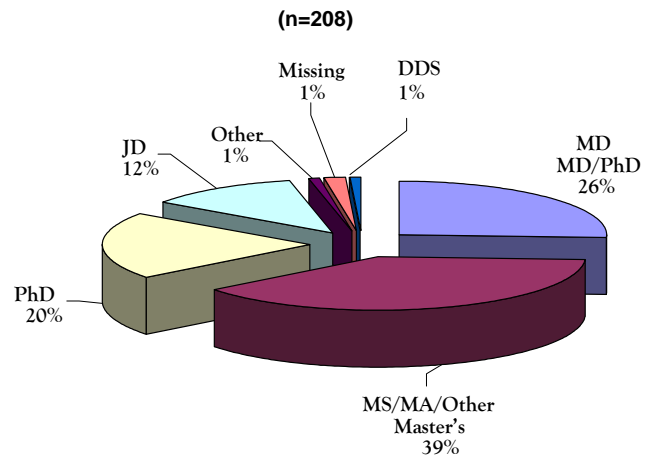


Figure 1: Graduate Degree Being Pursued



Where are they going for graduate school?

Table 1: Most Frequently Attended Graduate and Professional Schools.

Graduate Schools
Johns Hopkins University
University of Pennsylvania
Columbia University
Harvard University
University of Michigan
Carnegie Mellon University
Massachusetts Institute of Technology
Stanford University
Georgetown University
University of Chicago
Yale University
Cornell University
University of Maryland
70 Other Schools Reported

Which medical and law schools are they attending?

Table 2: Most Frequently Attended Medical and Law Schools.

Medical Schools
Johns Hopkins University
University of Chicago
Columbia University
Vanderbilt University
Washington University in St. Louis
University of Maryland
Ohio State University
25 Other Medical Schools Reported

Law Schools
Columbia University
University of Virginia
University of Michigan
Georgetown University
Stanford University
Harvard University
University of Maryland
14 Other Law Schools Reported

What percentage of 2004 graduates is employed?

Nearly half (238) of all survey respondents reported that they were employed either full-time or part-time. 42% reported that they were employed full-time, 5% reported that they were employed part-time, and another 10% reported that they were actively job searching. (Figure 3)

Maryland, New York, and the District of Columbia are the most common places of employment for those with full-time positions. (Figure 4)

Figure 3: Employment Status All Respondents

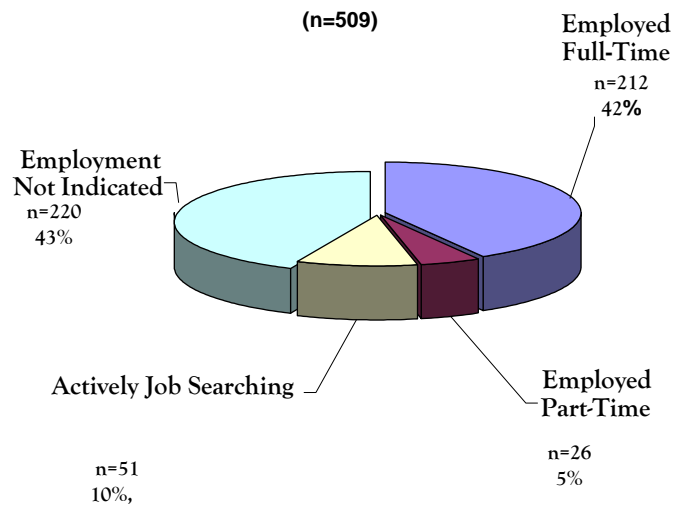
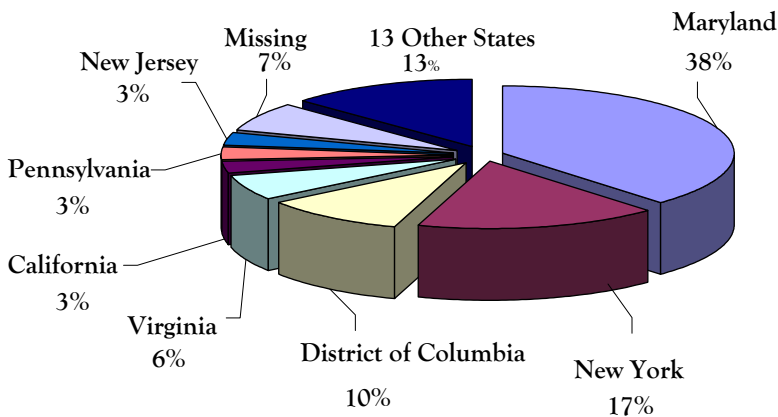


Figure 4: Locations Where 2004 Graduates Are Employed (n=212)



What starting salaries were reported by graduates from the Krieger and Whiting Schools?

Starting salary information was provided by 120 of the 212 survey respondents who reported that they were working full-time. (See Table 3) The average salary for all respondents who reported working full-time was \$37,239.

26 of the respondents who reported working full-time also indicated they were already enrolled in graduate school full-time or planned to begin the graduate school application process. If these responses are excluded, the average full-time salary increases to \$39,426.

Table 3: Starting Salaries of Those Employed Full-Time (Average and Range)

	#	Average Salary	Salary Range
All respondents	120	\$37,239	\$13,500 to \$63,000
Those not applying to or in graduate school full-time	94	\$39,426	\$16,000 to \$63,000
Krieger School of Art and Sciences	87	\$32,981	\$13,500 to \$55,000
Whiting School of Engineering	33	\$44,221	\$23,100 to \$63,000

Sampling of Organizations Employing 2004 Graduates of Hopkins Bachelor's Programs:

- Shearman & Sterling
- Yale University Press
- Fannie Mae
- Lehman Brothers
- Citigroup
- Kennedy Krieger Institute
- AmeriCorps
- Northrop Grumman
- Medtronic
- Johns Hopkins Institutions
- U.S. Bureau of Labor Statistics
- National Institutes of Health
- Japanese English Teaching Program
- St. Jude Medical
- Council on Foreign Relations