

Johns Hopkins Post-Graduate Survey

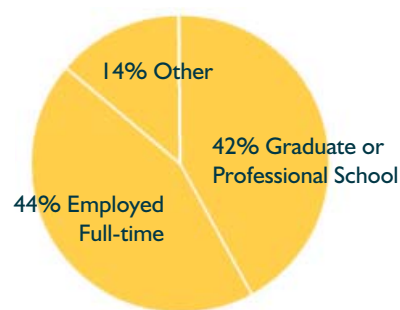
Class of 2005 Highlights

The Class of 2005 Post-Graduate Survey, conducted by the Johns Hopkins University Career Center, was completed in January 2006. 506 members of the undergraduate Class of 2005 (51% of the class) responded.

What is the Class of 2005 doing now?

Respondents were asked to select their primary activity for Fall 2005.

- 44% were employed full-time
- 42% were enrolled in graduate or professional school
- 3% were actively job searching
- 2% planned to begin the graduate application process
- 2% were involved in full- or part-time volunteer activities
- 1% were traveling
- 6% reported other activities



Percentages of graduates working full-time or pursuing further education.

Class of 2005 Employment

Nearly half (225) of all survey respondents reported that their primary activity in the Fall 2005 was employment. Only some of these respondents (153) indicated whether they were employed full- or part-time. Of this smaller group, 93% reported full-time employment and 7% reported part-time employment. Of the remaining 281 survey respondents who reported their principal fall activity to be something other than employment, 67 reported that they were also working, and 15 reported that they were actively job searching.

Where are they working?	
Maryland	42%
New York	16%
Washington, DC	9%
Massachusetts	5%
California	4.5%
Pennsylvania	4%
Other U.S.	16.5%
International	3%

Most common places of full-time employment.

SAMPLING OF ORGANIZATIONS EMPLOYING THE CLASS OF 2005

- Bloomberg L.P.
- Merck
- Hewitt Associates
- Lehman Brothers
- Citigroup
- St. Jude Medical
- Teach for America
- Northrop Grumman
- Lockheed Martin
- World Bank
- U.S. Patent Office
- National Institutes of Health
- Congressional Budget Office
- Social Security Administration
- Johns Hopkins Institutions

SALARY INFORMATION

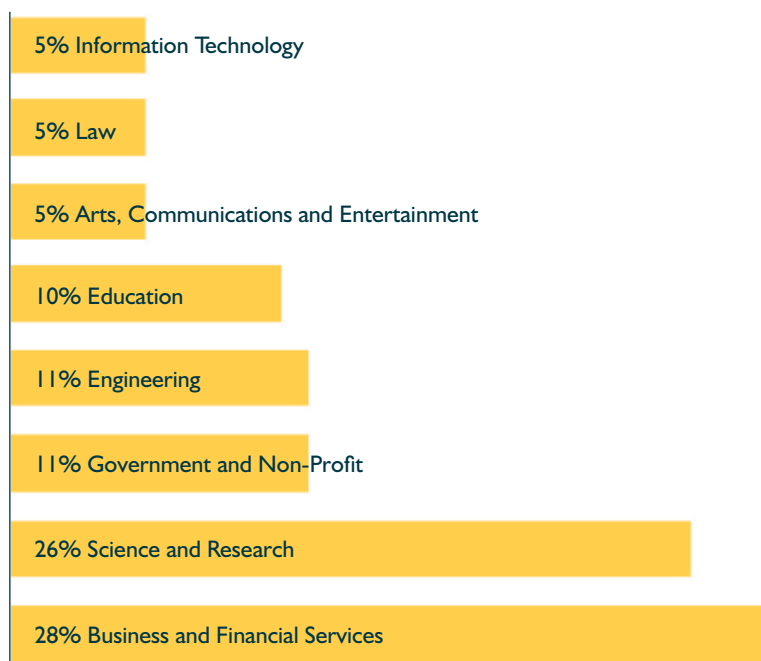
Starting salary information was provided by 101 of the 141 survey respondents who reported that employment was their primary activity and that they were working full-time. The average salary for all respondents who reported working full-time was \$39,748.

	Number of Respondents	Average Salary	Median Salary	Salary Range
Krieger School of Arts & Sciences	64	\$34,863	\$35,000	\$19,000 - \$60,000
Whiting School of Engineering	37	\$48,197	\$50,000	\$24,000 - \$75,000
Both Schools	101	\$39,748	\$38,000	\$19,000 - \$75,000

INDUSTRY INFORMATION

193 survey respondents who reported that their primary activity for Fall 2005 would be full-time employment also provided the industries in which they would be working.

In which industries are they employed?



Industries employing the Class of 2005.

INTERNSHIPS

59% of respondents reported having had at least one internship. The majority reported either one (33%), two (31%), or three (18%) internships.

Most respondents (89%) did at least one of their internships during the summer. The next most popular time was spring semester (50%), followed by fall semester (43%), and then the January Intersession (37%).

Responses of graduates from the Krieger School of Arts & Sciences and the Whiting School of Engineering were similar, with the exception that Engineering grads were more likely to report summer internships.

Where did they intern?	
Baltimore	65%
Washington, DC	15%
New York	14%
International	8%
Boston	5%

Most common internship locations.

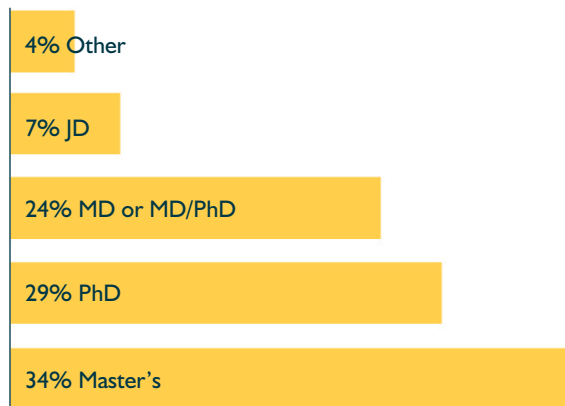
Class of 2005 Graduate Study

42% of respondents to the survey reported that they were enrolled in graduate or professional school, and another 2% planned to begin the graduate school application process. Medicine, engineering, and the biological sciences were the three most common fields of study.

What are they studying?	
Medicine	27%
Engineering and Computer Science	19%
Biological Sciences	14%
Law	8%
Social Sciences	8%
Other Health Professions	7%
Physical Sciences	5%
Public Policy and Government	4%
Humanities	3%
Other	5%

Most common fields of graduate study.

Which degrees are they pursuing?



Advanced degrees pursued by the Class of 2005.

MOST FREQUENTLY ATTENDED SCHOOLS

Graduate Schools	Medical Schools	Law Schools
<ul style="list-style-type: none"> • Johns Hopkins University • University of Pennsylvania • Columbia University • Harvard University • University of Wisconsin • Pennsylvania State University • Massachusetts Institute of Technology • Stanford University • Brown University • University of Chicago • Princeton University • Cornell University • University of Maryland • Carnegie Mellon • New York University • 96 other graduate schools reported 	<ul style="list-style-type: none"> • Johns Hopkins University School of Medicine • Harvard Medical School • Albert Einstein College of Medicine • University of Pennsylvania Medical School • Case Western Reserve University • University of Maryland School of Medicine • New York University School of Medicine • 25 other medical schools reported 	<ul style="list-style-type: none"> • George Washington National Law Center • University of Michigan Law School • Stanford Law School • Columbia University School of Law • Georgetown University Law Center • American University Washington College of Law • University of Maryland School of Law • 8 other law schools reported

Institutions attended by Krieger School of Arts & Sciences and Whiting School of Engineering Class of 2005 graduates.