

Blue Jay Battalion - Cadet Uniform Guide

(Required for Contracted Cadets and those who are already enlisted)

BDU's

- BDUs should be washed before coming to lab. No mud should have been left on them from previous labs.
- Dirt should be at least washed off of boots. Preferably brush shined. If you cannot brush shine them, get together with an III or IV and they'll teach you where you can get the equipment and how to shine them.
- BDUs should be ironed on a regular basis. After washing would be the best time.
- BDUs must only be worn with the army issued brown t-shirt (or brown polypropylene if cold).
- BDUs must be worn with the black belt and buckle that you were issued.

Insignia Placement

· *Shoulder sleeve insignia:* Cadets may wear organizational shoulder sleeve insignia (shown in Figure 3-19). This insignia will be worn centered on the left sleeve, ½ inch below the top of the shoulder seam on all Army green uniform coats. Subdued shoulder sleeve insignia will be worn on all field and work uniforms.

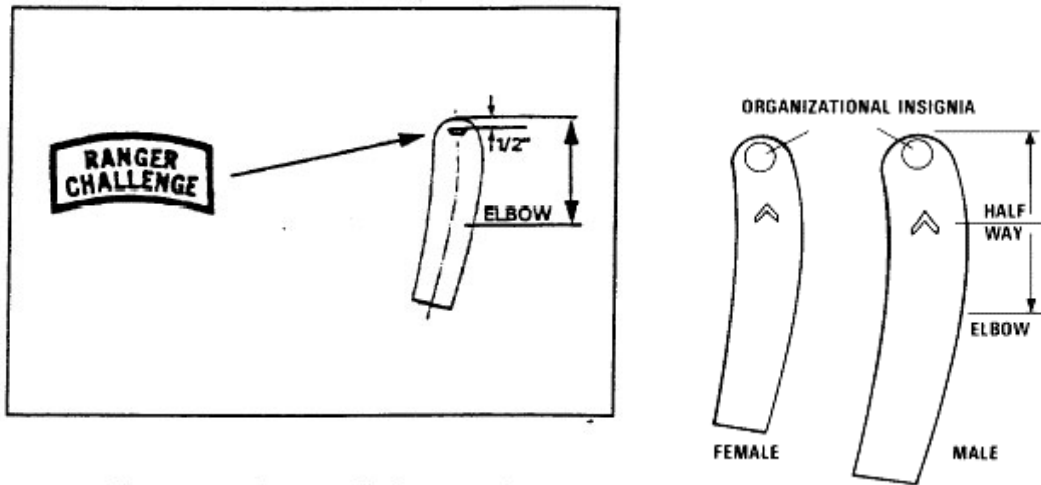


Figure 3-19. Ranger Challenge tab

- *Distinguishing Insignia:* The "US ARMY" insignia is worn immediately above and parallel to the top edge of the left breast pocket. This insignia consists of black, 3/4 inch high block letters on a 1 inch wide by 4 1/2 inch long (or to the edges of the pocket flap) strip of olive green cloth.
- The name tape is worn immediately above and parallel to the top edge of the right breast pocket of all field and work uniform coats and shirts. It consists of black letters on a 1 inch wide by 4 1/2 inch long (or to the edges of the pocket flap) strip of olive green cloth.
- Names ten letters or less will be printed in 3/4 inch high Franklin Gothic Condensed. Names eleven letters or more will be printed in 1/2 inch high Franklin Gothic Extra Condensed (Figure 4-17). The name and US Army tapes will be the same length.

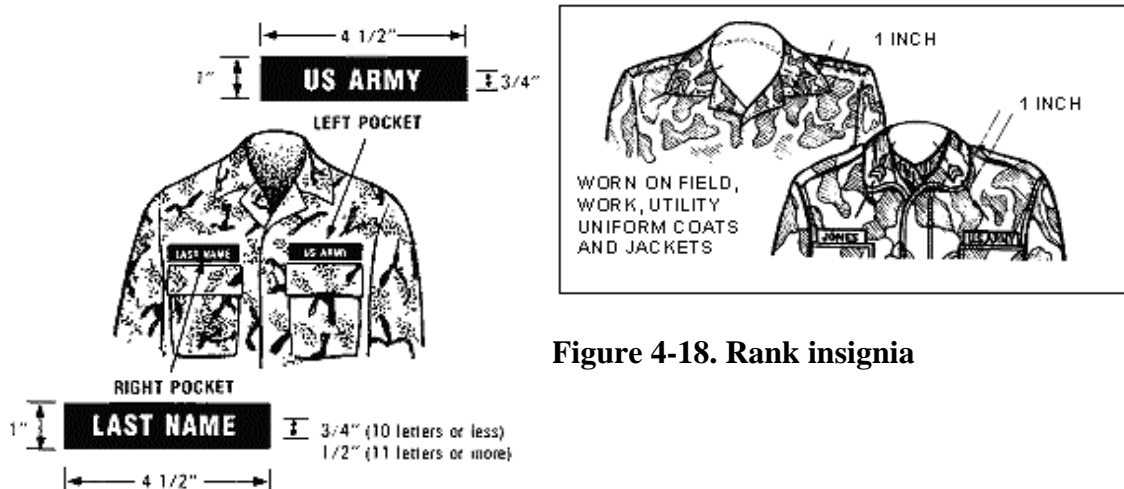


Figure 4-18. Rank insignia

Figure 4-17. Distinguishing insignia

· *Rank Insignia:* Cadets will wear subdued pin-on rank insignia centered on both collars of all BDU uniforms and field jackets. Cadet Officers will wear a subdued pin-on rank on their right collar and a subdued ROTC insignia on the left collar. The center line of the insignia will be 1 inch from the collar point and will bisect the points of the collar (Figure 4-18, 4-18b, 4-18c)

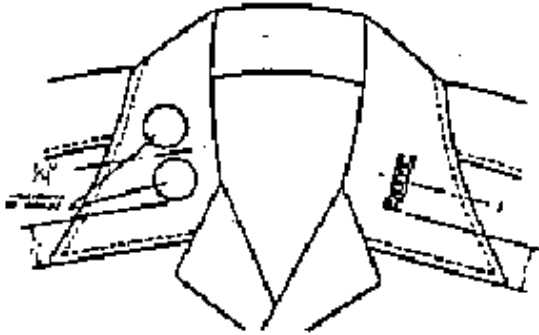


Figure 4-18b. ROTC and Cadet Officer Insignia on Collar

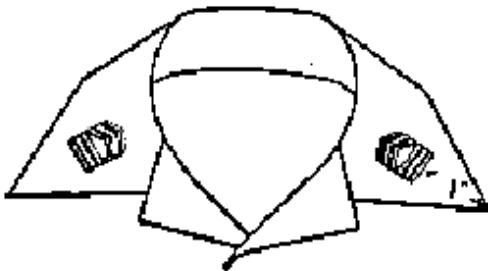


Figure 4-18c. Enlisted Insignia on Collar

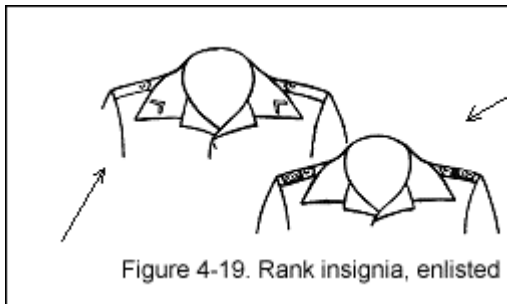


Figure 4-19. Rank insignia, enlisted

- The Army green shirt may be worn with or without the Army green coat. Cadets must always wear shoulder board rank insignia on the green shirt (Figure 4-19)
- Figure 3-15 shows the Cadet officer shoulder boards.
- Figure 3-16 shows the Cadet noncommissioned officer shoulder boards.




Figure 3-15. Cadet officer grade insignia




Figure 3-16. Insignia of grade, cadet noncommissioned officers

· ROTC Insignia: On the Class A coat, cadets will wear shined (not subdued) "ROTC" insignia on both

collars. The bottom of the insignia will be 1 inch above the notches on the collar, with the center line of the insignia bisecting the notch and parallel to the inside edge of the collar on the Army green, Army white, and Army blue uniform coats (Figure 3-7).

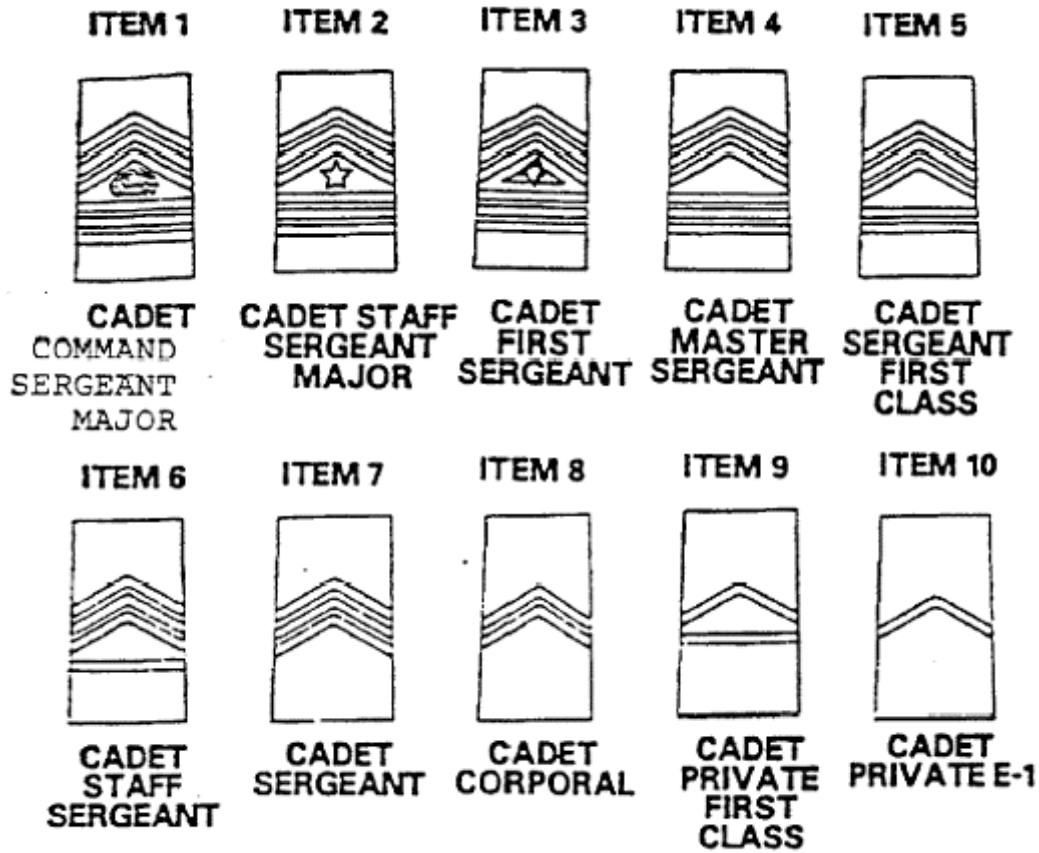


Figure 3-16. Insignia of grade, cadet noncommissioned officers

· On the garrison cap, the Battalion Crest will be worn 1 inch from the front and centered as seen in figure 3-4.

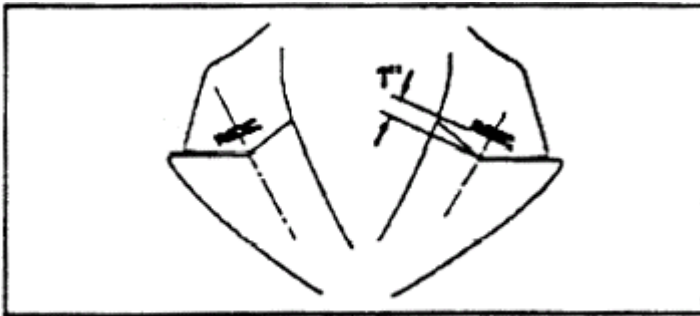


Figure 3-7. R.O.T.C. insignia on lapel

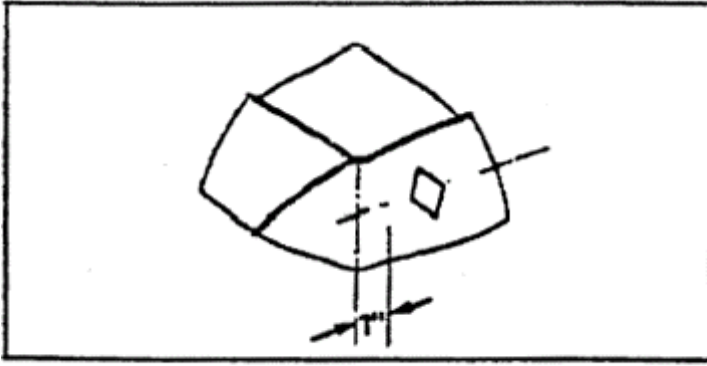
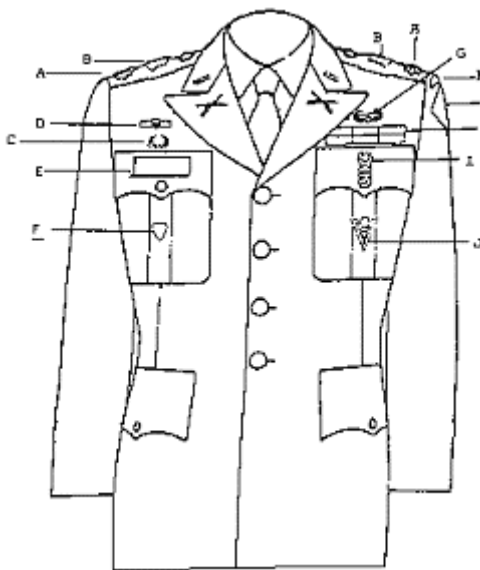


Figure 3-4. Cadet officer rank insignia, garrison cap

Belts and Buckles: The web belt will be a 1 1/4-inch web or woven elastic web belt of black color with a black or brass tip. A plain-faced, oval-shaped, solid brass buckle, 2 1/4 inches long and 1 3/4 inches wide, will be worn on the web belt with the dress uniform. Only the brass-tipped belt is authorized with this buckle. The brass tipped belt will be worn flush with the brass buckle. The black, open-faced buckle, 1 11/16 inches long and 1 5/8 inches wide, will be worn on the belt with all field and work uniforms. The tipped end of the belt will pass through the buckle to the wearer's left and will not extend more than 2 inches beyond the end of the buckle.

Figure 5 Wearing of Badges, Ribbons, Nameplate and Special Insignia on the Army Green Coat (Male)



A. Non-Subdued Officer or Enlisted Rank: Is 5/8 inch from shoulder seam on both shoulder loops. When wearing more than one disk or lozenge there will be 1/4 inch space between them.

B. Distinctive Unit Insignia (Unit Crest): Centered on shoulder loops midway between the insignia of grade and outer edge of the button.

C. Academic Achievement Insignia: Centered immediately above the right breast pocket.

D. Distinguished Military Student Badge: Centered 1/8 inch above the right breast pocket or 1/8 inch above the Academic Achievement Wreath.

E. Nameplate: Is worn on the right breast pocket flap centered between the top of the button and the top of the pocket.

F. Parachutist/Air Assault Badge: Centered 1/4 inch above the left breast pocket or 1/4 inch above ribbons.

G. Ribbons: Laterally centered 1/8 inch above the left breast pocket. If more than one ribbon has been awarded, precedence will be from left to right, top row taking

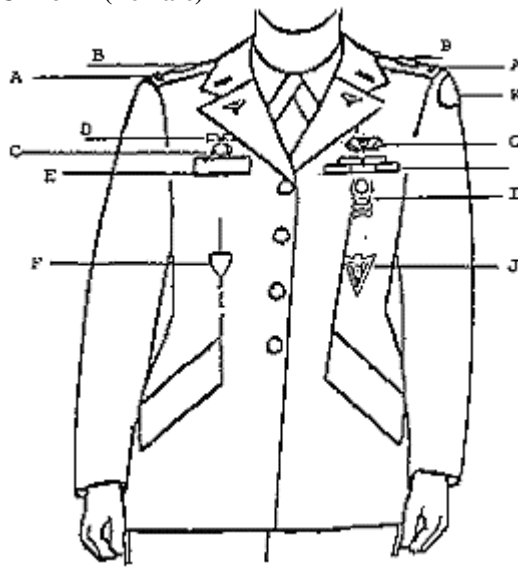
precedence over bottom row, no more than four ribbons to a row. Subsequent rows are flush or 1/8 inch above the previous row.

H. Marksmanship Badge: Centered on left breast pocket flap 1/8 inch below the pocket seam. If additional badge is worn, it will be laterally centered on the pocket flap with one inch between badges.

I. RECONDO Badge: Centered on the left breast pocket between the bottom of the pocket and the bottom of the pocket flap.

J. Cadet Command Shoulder Sleeve Insignia: Worn centered on the left sleeve 1/2 inch below the top of the shoulder seam. When the Ranger Challenge Tab is worn, the tab will be placed 1/2 inch below the top of the shoulder seam. The shoulder sleeve insignia will be worn 1/4 inch below the tab.

Figure 6 Wearing of Badges, Ribbons, Nameplate and Special Insignia on the Army Green Classic Uniform (Female)



- A.** Non-Subdued Officer or Enlisted Rank: Is 5/8 inch from shoulder seam on both shoulder loops. When wearing more than one disk or lozenge, there will be 1/4 inch space between them.
- B.** Distinctive Unit Insignia (Unit Crest): Centered on shoulder loops midway between the insignia of grade and outer edge of the button.
- C.** Academic Achievement Insignia: Is 1/4 inch and centered above the nameplate.
- D.** Distinguished Military Student Badge: Centered 1/4 inch above any other insignia and/or nameplate worn on right coat front.
- E.** Nameplate: Is worn 1 to 2 inches above the top of the button centered horizontally on the wearer's right side.
- F.** Parachutist/Air Assault Badge: Centered 1/4 inch above top row of ribbons.
- G.** Ribbons: Centered on left side, with the bottom row positioned parallel to the bottom edge of the nameplate.

H. Marksmanship Badge: Will be worn on the left side 1/4 inch below the bottom ribbon row or in a similar location if ribbons are not worn. Placement of badges maybe adjusted to conform to individual figure differences.

I. RECONDO Badge: Centered on left side. The top of the insignia one inch below bottom of second button.

J. Cadet Command Shoulder Sleeve Insignia: Worn centered on the left sleeve 1/2 inch below the top of the shoulder seam.

PT's

- The PT shirt should always be tucked in.
- A black wool cap and black gloves are authorized if it is cold out.
- Uniforms should not be mixed up. Either you wear everything for the old uniform or the new one. No civilian shirts, shorts, or pants should be worn with your issued PT's.
- Wear white calf-high socks with the PT's. (no writing, symbols, or insignias on socks)
- *Monday Uniform:* civilian clothes.
- *Wednesday Uniform:* armyrotc.com T-Shirt
- *Friday Uniform:* PT's: Gray shorts, gray Army t-shirt, white calf-high socks, reflective belt. Optional: Winter sweats, black gloves, and black wool cap. (no mixing of uniforms, see above)

Class

- *MS III's Uniform:* Cadets are to wear Class B's to class (w/o coat; short sleeve dependent upon season). If wearing the long sleeve green shirt, cadets are to wear a white plain t-shirt underneath, a black tie, and shoulder board rank insignia. If wearing the short sleeve green shirt, cadets are to wear a white plain t-shirt underneath, shoulder board rank insignia, and don't need to wear a tie. BDUs will be worn (according to SOP) to lab on Thursdays.
- *MS I's and MS II's Uniform:* Cadets are to wear civilian clothing to class and BDUs (according to SOP) to labs/class on Thursdays.

Personal Appearance - for class, lab, and PT

- *Male Personnel:* The hair must not fall over the ears or eyebrows or touch the collar (except for closely

cut hair at the back of the neck). Hair should be tapered, except that "block cut" fullness in the back is permitted in moderate degree. Neither the bulk nor length of hair may interfere with the wearing of military headgear. Sideburns must be neatly trimmed, not flared, and must not extend downward beyond the lowest part of the exterior ear opening. The face must be clean-shaven, except that mustaches are permitted. If a mustache is worn, it must be neatly trimmed. No part of the mustache will cover the upper lip line or extend horizontally beyond or below the corner points of the mouth where the upper and lower lips join.

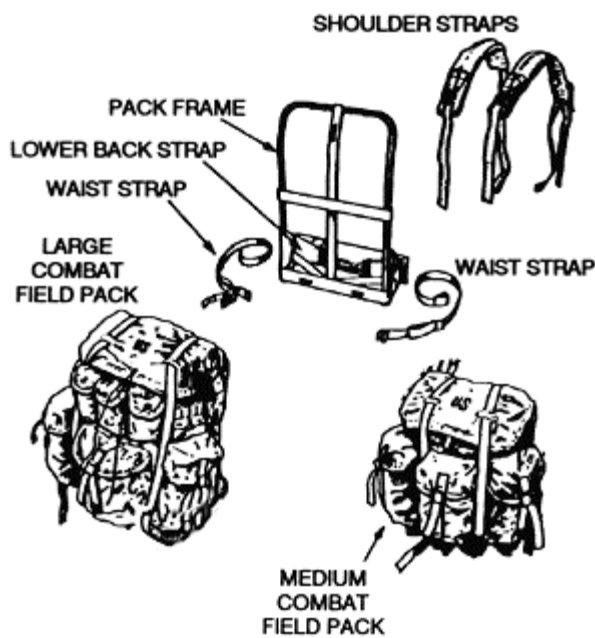
· *Female Personnel:* The hair must not fall over the eyebrows and must not extend below the bottom edge of the collar. Neither the bulk nor length of hair may interfere with the wearing of military headgear. Any hair-holding ornaments, such as barrettes or hairpins, must be of a natural hair color or transparent. Makeup and nail polish should be conservative and complement the uniform. Unless directed to wear another type or footwear, female personnel may wear pumps with all uniforms except field uniforms.

· *Jewelry:* A wrist watch, identification bracelet, and up to two rings (a wedding set is considered to be one ring) may be worn with your uniform as long as they are conservative and tasteful. You may wear a religious medal on a chain and around your neck provided neither medal nor chain can be seen.

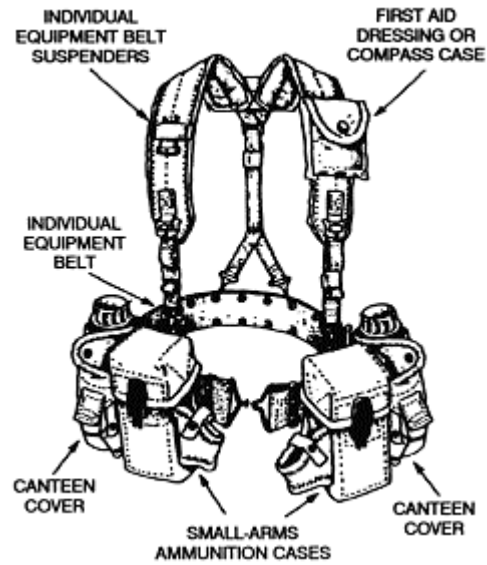
· *Body Piercing:* No attaching, affixing, or displaying objects, articles, jewelry or ornamentation to or through the skin while in uniform, in civilian clothes while on duty, or civilian clothes off duty on any military installation or other places under military control except for earrings for females. Females may wear any type of earrings off duty, on or off military installations.

· Ensure your uniform and equipment is being worn according to SOP.

· The chewing of gum, tobacco, and smoking are prohibited during training



Equipment



Black gloves with or w/o inserts, must be worn

run while wearing field jacket.

- Always carry pen/pencil and paper
- LBE, to include:
 - Two Canteen cups
 - First AID case
 - 9 line medivac in first aid case?
 - Lensatic Compass with case
 - Two Ammo Pouches
 - Two Canteens with Covers
- LBE should be taped up with 100 mph tape w/o any straps hanging loose
- LBE: First Aid Case to be worn on left shoulder, facing upside down.
- Lensatic Compass with case to be worn on right side of belt.
- Canteens must be full of water.
- If Applicable, ranger beads worn on right side of suspenders.
- Kevlar should have Name written on Kevlar band.

- Rucksack, to include:
 - Alice Pack Frame
 - Lower back and waist straps
 - Shoulder straps
 - Field medical bag / Combat Field Pack
 - Wet weather bag inside
 - Wet weather top and bottom in outside right pocket
 - Poncho in outside left pocket